



武汉大学

Combined the **Data-driven** with **Model-driven** Strategy: A Novel Framework for Mixed Noise Removal in Hyperspectral Image

Qiang Zhang, Qiangqiang Yuan*, Jie Li, Liangpei Zhang

Wuhan University

<https://qzhang95.github.io>

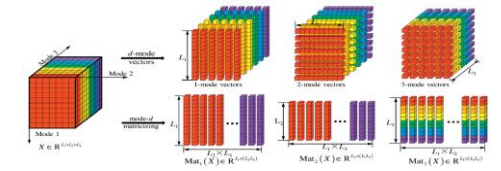
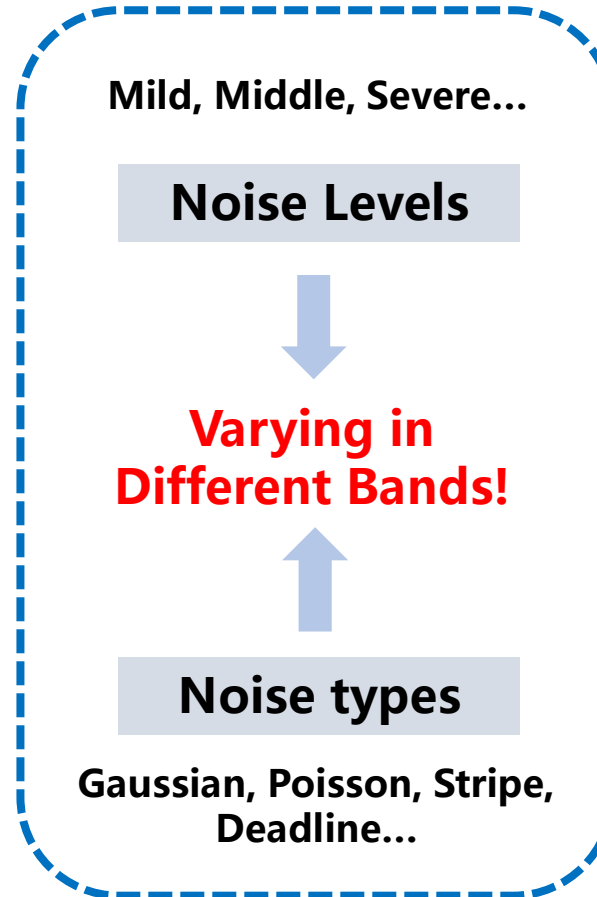

2020/9/25



- 1 Background**
- 2 Methodology**
- 3 Experiments**
- 4 Conclusion**



HSI Mixed Noise Removal

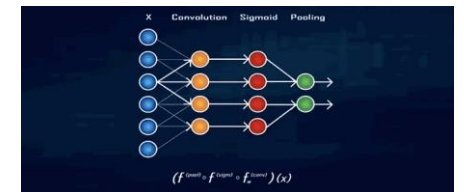


➤ **Model-driven Methods:**

Total Variation
Low Rank Matrix/Tensor
Sparse Representation

➤ **Data-driven Methods:**

HSID-CNN (Yuan et al, 2018)
HSI-DeNet (Chang et al., 2018)
SSGN (Zhang et al., 2019)




How about Combined the **Data-driven** with **Model-driven** Strategy?



- 1 Background
- 2 Methodology**
- 3 Experiments
- 4 Conclusion



1) Problem Formulation



$$\mathbf{Y} = \mathbf{X} + \mathbf{S} + \mathbf{N}$$

Latent Clean HSI

Noise Variance

$$\mathbf{Y}_i \sim \mathcal{N}(\mathbf{Y}_i | \mathbf{Z}_i, \sigma_i^2), i = 1, 2, \dots, b$$

$$\mathbf{Z}_i \sim \mathcal{N}(\mathbf{Z}_i | \mathbf{X}_i, \varepsilon_0^2), i = 1, 2, \dots, b$$

$$\sigma_i^2 \sim \mathcal{IG}(\sigma_i^2 | \frac{p^2}{2} - 1, \frac{p^2 \xi_i}{2}), i = 1, 2, \dots, b$$

$$\mathbf{S}_i \sim \mathcal{K}(\mathbf{S}_i | Y_i, \mathbf{Y}), i = 1, 2, \dots, b$$

Bayesian Posterior Framework:

$$q(\mathbf{Z}_i, \sigma_i^2, \mathbf{S}_i | \mathbf{Y}) = q(\mathbf{Z}_i | \mathbf{Y})q(\sigma_i^2 | \mathbf{Y})q(\mathbf{S}_i | \mathbf{Y})$$

How to infer the three variables ?

$$q(\mathbf{Z}_i | \mathbf{Y}) = \mathcal{N}(\mathbf{Z}_i | \varphi_i(Y_i, \mathbf{Y}_s; W_E), m_i^2(Y_i, \mathbf{Y}_s; W_E))$$

Non-i.i.d. noise estimation

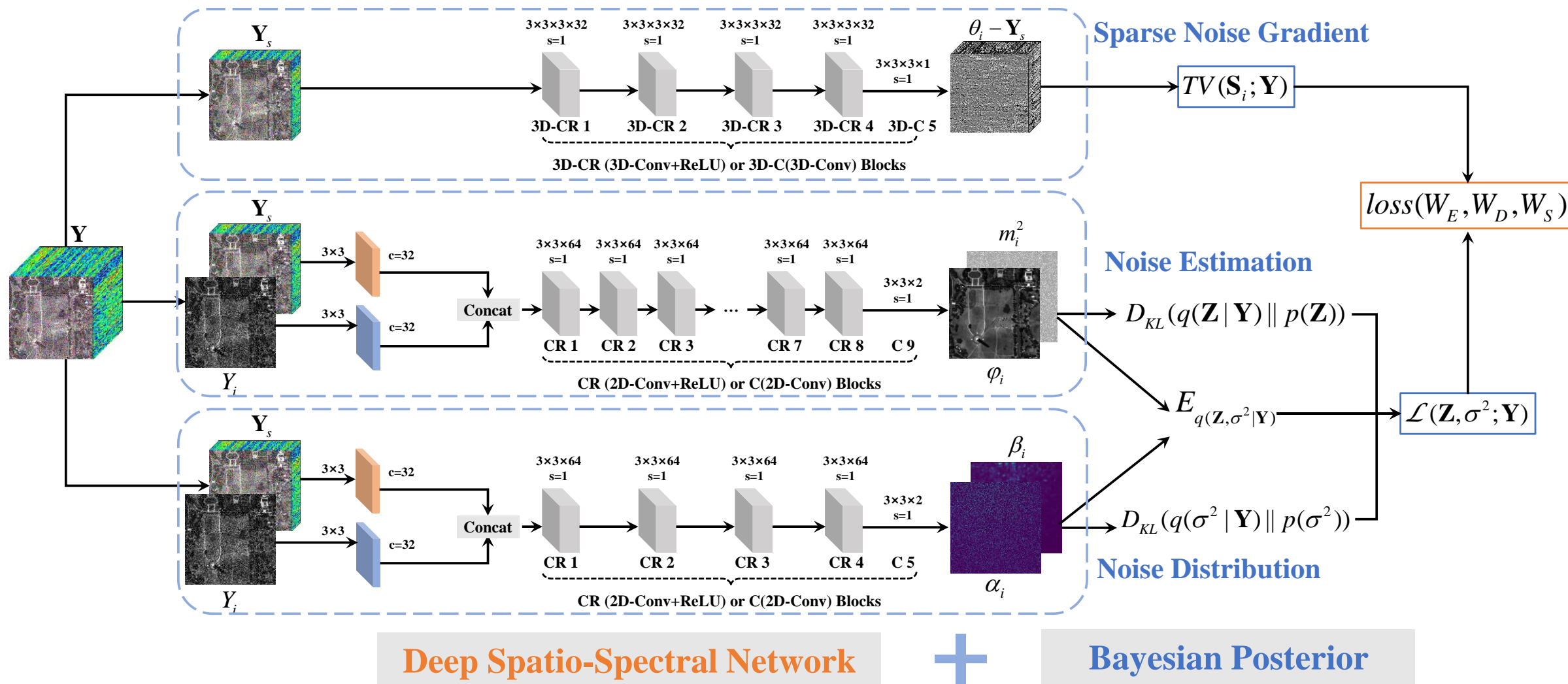
$$q(\sigma_i^2 | \mathbf{Y}) = \mathcal{IG}(\sigma_i^2 | \alpha_i(Y_i, \mathbf{Y}_s; W_D), \beta_i(Y_i, \mathbf{Y}_s; W_D))$$

Non-i.i.d. noise distribution

$$q(\mathbf{S}_i | \mathbf{Y}) = \mathcal{TV}(\mathbf{S}_i | \mathbf{K}_s(\nabla \mathbf{Y}_s; W_s))$$

Sparse noise spatio-spectral gradient

2) Flowchart



3) Model Optimization

The lower bound of the non-i.i.d. noise

$$\mathcal{L}(\mathbf{Z}, \sigma^2; \mathbf{Y}) = E_{q(\mathbf{Z}, \sigma^2 | \mathbf{Y})} - D_{KL}(q(\mathbf{Z} | \mathbf{Y}) \| p(\mathbf{Z})) - D_{KL}(q(\sigma^2 | \mathbf{Y}) \| p(\sigma^2))$$

* More details can be found in the following reference

Anisotropic TV term for sparse noise

$$TV(\mathbf{S}_i; \mathbf{Y}) = \|\nabla_v \mathbf{K}_s\|_1 + \|\nabla_h \mathbf{K}_s\|_1$$

Vertical gradient of spectral difference

Horizontal gradient of spectral difference

$$loss(W_E, W_D, W_S) = -\mathcal{L}(\mathbf{Z}, \sigma^2; \mathbf{Y}) + \eta \cdot TV(\mathbf{S}_i; \mathbf{Y})$$

Using BP to optimize W_E, W_D, W_S



- 1 Background
- 2 Methodology
- 3 Experiments**
- 4 Conclusion



Simulated Experiments

	Noisy	HSSNR	BM4D	LRMR	NMoG	SSGN	Proposed
<i>Case 1: i.i.d. Gaussian noise</i>							
MPSNR	23.27	27.25	28.62	33.21	<u>34.51</u>	34.37	34.53
MSSIM	0.769	0.923	0.941	0.981	0.983	0.982	<u>0.982</u>
MSA	19.47	9.083	5.116	4.628	4.127	4.241	<u>4.129</u>
Time/s	-	304.4	461.8	449.6	513.8	7.3	<u>14.8</u>
<i>Case 2: non-i.i.d. Gaussian noise</i>							
MPSNR	19.78	23.51	24.24	28.73	<u>29.76</u>	25.90	30.88
MSSIM	0.654	0.84	0.856	0.958	<u>0.962</u>	0.896	0.976
MSA	23.72	11.34	10.37	6.14	<u>5.73</u>	9.21	5.102
Time/s	-	312.6	479.5	437.9	538.2	7.2	<u>15.0</u>
<i>Case 3: non-i.i.d. Gaussian noise + stripe noise</i>							
MPSNR	20.82	25.64	26.39	28.35	<u>29.98</u>	27.35	30.67
MSSIM	0.669	0.893	0.938	0.957	<u>0.967</u>	0.948	0.974
MSA	22.47	10.92	7.87	<u>6.142</u>	6.298	6.565	5.436
Time/s	-	314.8	486.3	440.7	542.5	7.3	<u>15.1</u>

Quantitative Evaluation of the W. DC HSI data

Model-driven:

- HSSNR (TGRS, 2006)
- BM4D (TIP, 2012)
- LRMR (TGRS, 2014)
- NMoG (TCYB, 2018)

Data-driven:

- SSGN (TGRS, 2019)


Real Experiments



(a) Noisy (24, 104, 187)




(b) HSSNR



(c) BM4D



(d) LRMR



(e) NMoG



(f) SSGN



(g) Proposed



- 1 Background
- 2 Methodology
- 3 Experiments
- 4 Conclusion**



- **Combine the model-driven and data-driven based strategy**
- **Deep spatio-spectral Bayesian posterior framework**
- **Aiming at mixed noise in hyperspectral image**



Paper & Code & Dataset

Thanks!

Qiang Zhang
Wuhan University

<https://qzhang95.github.io>